



QUEST **RADICAL™**

**THE FIRST BOW
YOU WILL BUY,
THE LAST BOW
YOU WILL EVER NEED.**

**2 QUICK
STEPS
TO GET YOU
SHOOTING
SUCCESSFULLY**

OWNER'S MANUAL

PART 1 CHANGING THE DRAW LENGTH




FIRST REMOVE MOD SCREW ON THE CAM. UNSCREW COUNTER CLOCKWISE.



ADJUST MOD TO NUMBERED DRAW LENGTH



FOR HALF INCH INCREMENTS SWITCH SCREW HOLES.



CHOOSE THE INCREMENTS YOU WISH TO ADJUST YOUR DRAW LENGTH, EITHER 1" OR 1/2" INCH.

REMEMBER

WHEN MOD SCREW IS IN HALF INCH SETTING, DRAW LENGTH IS A HALF INCH LESS THAN THE NUMBER ON THE MOD. (28=27.5)



TIGHTEN MOD SCREW. SCREW IN CLOCKWISE.

IMPORTANT

NOW REPEAT THE EXACT SAME THING TO THE OTHER CAM.

CHANGING THE DRAW WEIGHT PART 2

TIGHTEN OR LOOSEN LIMB BOLT FOR DESIRED DRAW WEIGHT.

TIP

BE SURE TO COUNT HOW MANY TURNS YOU WILL HAVE TO DO THE EXACT SAME THING TO THE OTHER SIDE.

AS YOU LOOSEN THE LIMB BOLT THE DRAW WEIGHT WILL DECREASE. AS YOU TIGHTEN THE LIMB BOLT THE DRAW WEIGHT WILL INCREASE.

TIP

LOOSEN POCKET SCREW BEFORE TURNING LIMB BOLT. REMEMBER TO TIGHTEN POCKET SCREW WHEN FINISHED.

LESS MORE

TIME TO START YOUR RADICAL EXPERIENCE

TO LEARN MORE ABOUT PROPER SHOOTING TECHNIQUE FROM A PRO, GO TO:
WWW.QUESTBOWHUNTING.COM

QUEST™

SAFETY IS ALWAYS FIRST

WARNING!!

YOU'RE RESPONSIBLE FOR ARCHERY SAFETY

NEVER "DRY FIRE" YOUR BOW! This means to draw and release the string without an arrow. Firing a bow without an arrow to absorb the energy can cause severe damage to the bow, the shooter, and nearby persons. Let the string down slowly.

CAREFULLY INSPECT YOUR BOW BEFORE EVERY USE! Inspect your bow before every shooting session, inspecting the limbs, strings, cable(s), limb bolts, etc. If you notice any frayed or cut strings or cable(s) and/or cracks, or splintering limbs immediately cease use of the bow and contact your local pro shop.

ALWAYS BE SURE OF YOUR TARGET! Make sure there are no persons, buildings, vehicles, or livestock behind your target. Make sure to have a proper backstop to properly stop arrows.

ALWAYS INSPECT YOUR ARROW! This means to inspect all your arrows, nocks, and fletching for cracks, bends, or anything that will compromise its safety. Use of cracked or damaged arrows will result in personal injury.

KEEP BOW FROM BEING EXPOSED TO EXCESSIVE HEAT OR DAMPNESS! Exposing the bow to excessive heat, such as keeping the bow in a closed vehicle during sunny days, can cause limb/string and cable(s) failure. Never store a wet bow for prolonged periods.

ALWAYS BE SAFE! Make sure to know all warnings and abide by them. Never aim or shoot at a person. Never shoot straight up. Wear safety glasses while working on the bow. Be careful handling broadheads or anything sharp around the string and cable(s) as cutting or nicking these can cause serious injury to you and others. Children **MUST** be supervised by a responsible adult.

QUEST



INTRODUCING THE QUEST RADICAL. WHETHER YOU'RE JUST GETTING INTO THE SPORT, OR READY TO TAKE THE NEXT STEP, THE RADICAL IS YOUR ANSWER. ITS SIZE AND WEIGHT MAKE IT EASY TO HANDLE AND ITS SIMPLE DESIGN MAKES IT THE MOST EASILY ADJUSTABLE BOW ON THE MARKET. FOR YOUNG HUNTERS TODAY, THE RADICAL MAKES SENSE ON A LOT OF LEVELS.

AVAILABLE IN

REALTREE AP
REALTREE AP PURPLE

SPECS

IBO SPEED: 295 FPS
AXLE TO AXLE: 29.25"
BRACE HEIGHT: 7.125"
WEIGHT: 3.25 LBS.
DRAW LENGTH: 17.5" - 30"
POUNDS: 15 - 70

QUEST RADICAL

Draw Length	30"	29"	28"	27"	26"	25"	24"	23"	22"	21"	20"	19"	18"
Max Wgt.	70	70	70	70	70	70	70	69	68	65	61	56	50
Min Wgt.	33	32	30	29	28	27	26	25	23	22	20	18	15

RADICAL™

FOR MORE INFO GO TO:
WWW.QUESTBOWHUNTING.COM

DRIVE™



TORRENT™



QUEST™

LIVE YOURS

ROGUE™

BLISS™





Designed to Hunt™



WWW.G5OUTDOORS.COM

LIMITED LIFETIME WARRANTY

Protections in the Quest Bowhunting Warranty:

The Quest Bowhunting Warranty protects the original owner against defects in the materials and workmanship if purchased from an authorized Quest Bowhunting retail location. Components of the bow included in the warranty:

- *Limbs*
- *Riser*
- *Eccentrics*

Exclusions in the Quest Bowhunting Warranty:

This warranty is void if:

- *The Quest bow is purchased from an unauthorized Quest dealer*
- *There is damage caused by abuse, mishandling, dry-firing, alteration or modification to the original product.*

All cables, strings, bearings and rubber parts on the Quest bow are not covered under the Quest Bowhunting Warranty. This warranty is only valid to the original owner of the bow and is not transferable.

Activating your Quest Bowhunting Warranty:

Please mail both the completed warranty card received at purchase along with a copy of the sales receipt, within 30 days of your purchase. Alternatively, you can register your bow online at www.QuestBowhunting.com

Servicing your Quest Bow:

If you need repairs or have warranty issues with any Quest Bowhunting Bow, we ask that you go through an authorized Quest Bowhunting retail store. The store's service technician will be able to coordinate any replacement or warranty parts with Quest Bowhunting.

QUEST[™]

QUEST BOWHUNTING

34775 POTTER ST. MEMPHIS, MI 48041

TOLL FREE: 866.456.8836 FAX: 810.392.2181 PHONE: 810.392.8431

www.questbowhunting.com



QUEST

BOW MODEL: _____

DRAW LENGTH: _____

BOW POUNDAGE: _____

COLOR: _____

SERIAL NUMBER: _____

TUNED BY: _____

FINAL INSPECTION BY: _____





QUEST

**REGISTER ONLINE AT:
WWW.QUESTBOWHUNTING.COM**

Quest Bowhunting

questbowhunting.com/register/

Dropbox

 **PRIME QUEST** SHOP 

QUEST BOWS TECHNICAL PHOTOS REGISTER DEALERS ABOUT SUPPORT CONTACT US

REGISTER YOUR EQUIPMENT

Web Form

First Name :

Last Name :

Email :

Phone :

Street :

City :

State :

Zip Code :

Country :

G5 Brand :

Serial Number (Required for Registration/Warranty) :

Dealer Purchased From :

Bow Model :

Bow Poundage :

Bow Draw Length :

Purchase Price :

Dealer Employee Name :

**GO TO WWW.QUESTBOWHUNTING.COM WITHIN
30 DAYS OF PURCHASE TO REGISTER PRODUCT.
SCAN THIS CODE AND REGISTER NOW.**



RADICAL™

A woman with long dark hair, wearing a camouflage jacket, is shown in profile, looking down at a compound bow she is holding. The background is a dark, wooded area with some trees. The entire image has a strong purple and blue color cast.

QUEST™

RADICAL™

**THE FIRST BOW
YOU WILL BUY,
THE LAST BOW
YOU WILL EVER NEED.**

**2 QUICK
STEPS
TO GET YOU
SHOOTING
SUCCESSFULLY**

OWNER'S MANUAL